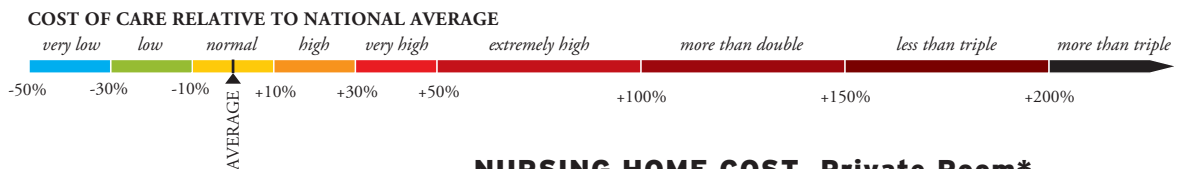


UPFRONT

INFOGRAPHIC BY TOMMY McCALL

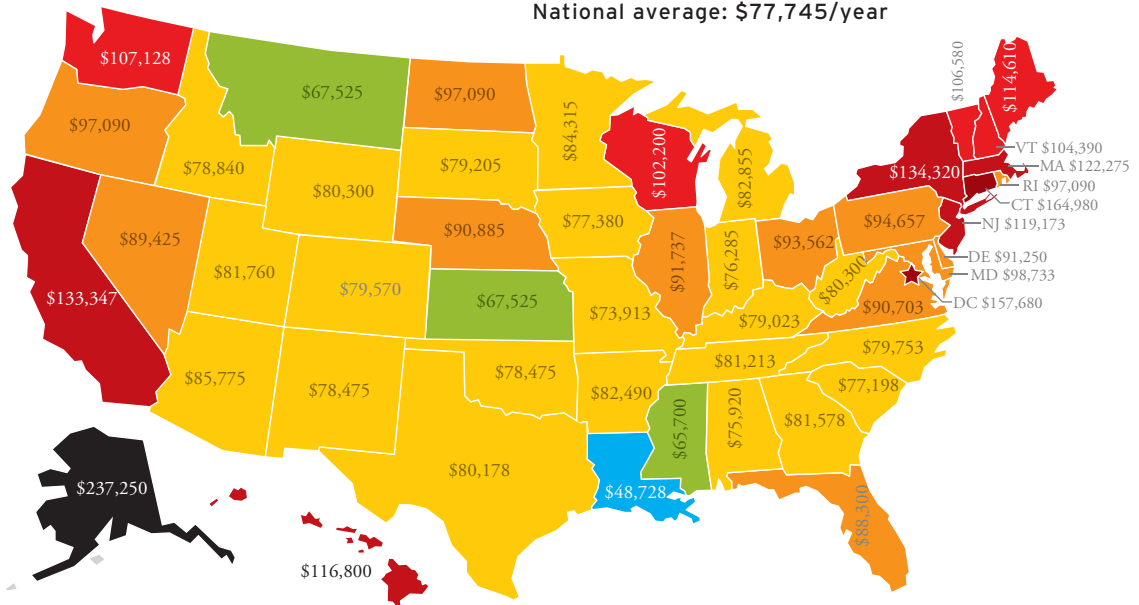
When I'm 84

In deference to the longevity revolution, we've updated the title of the Beatles song. But the question remains: Who will care for the aging, and how much will it cost? This group of maps, based on AARP data, shows the dramatic difference geography makes in projecting the cost of care. Based on these findings, one easy planning solution may be to move clients to Arkansas, Missouri, Oklahoma or Kansas. Just by all means avoid Alaska, unless you're ready to spend big.

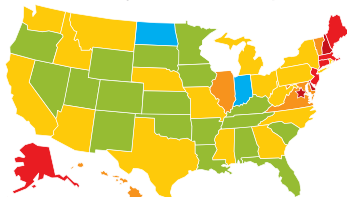


NURSING HOME COST, Private Room*

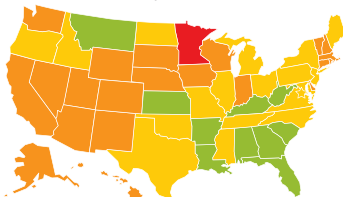
National average: \$77,745/year



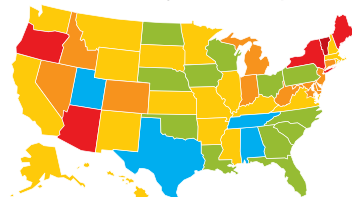
ASSISTED LIVING** Average: \$35,628/year



HOME HEALTH AIDE*** Average: \$19/hour



ADULT DAY HEALTHCARE Average: \$61/day



Notes: *Private room rates were obtained from nursing homes that are licensed, provide both skilled and custodial care, and have a private pay rate for custodial care, not the Medicare or Medicaid reimbursed rate. **Assisted living rates are for a private room with private bath and typically at least two meals per day, house-keeping, and personal care assistance.

***Hourly rates for home health aides were obtained from licensed (if required by the state) agencies. Typically, a home visit from a home health aide lasts longer than an hour. Home health aides assist with activities such as bathing, dressing, and toileting.

By: AARP Outreach & Services | Source: AARP.org